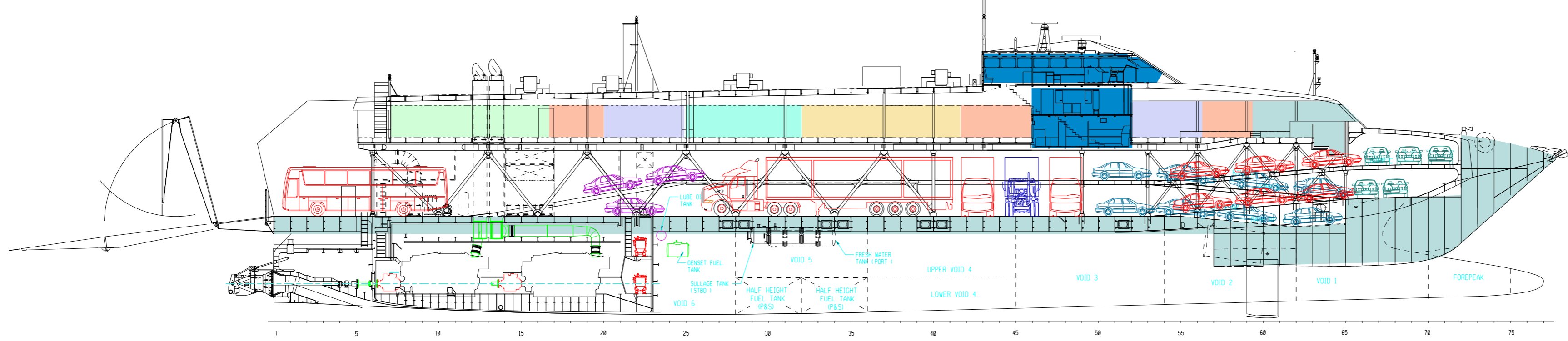
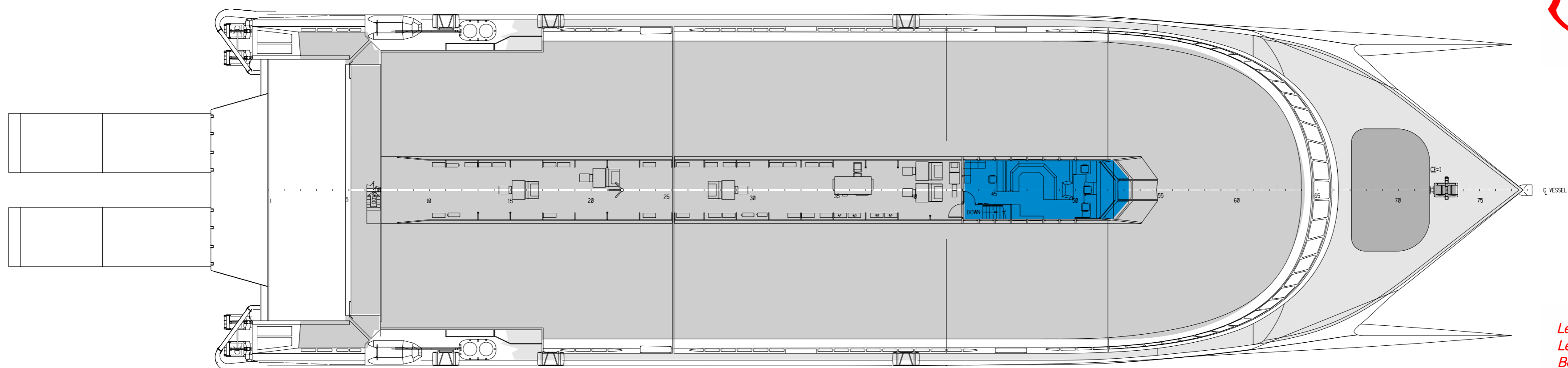


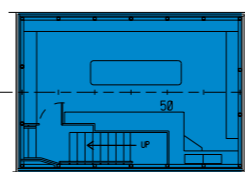
OUTBOARD PROFILE



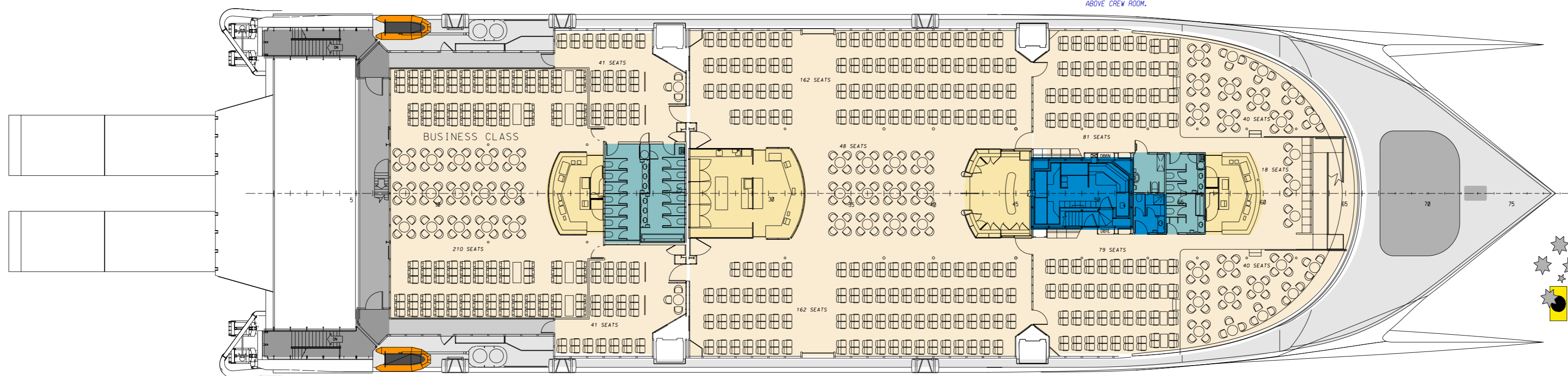
INBOARD PROFILE



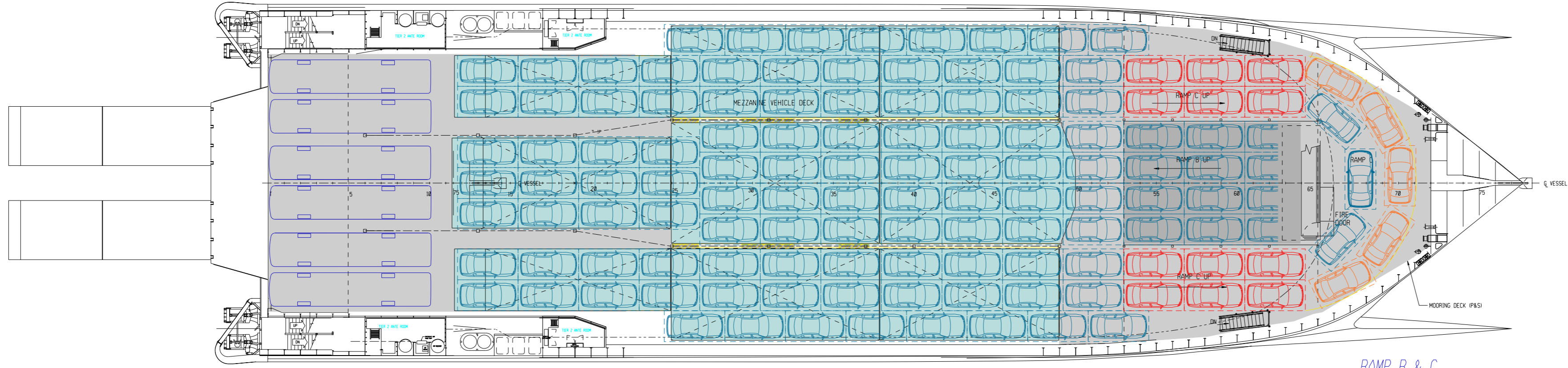
TIER 2 ROOF PLAN  
AND WHEELHOUSE LAYOUT



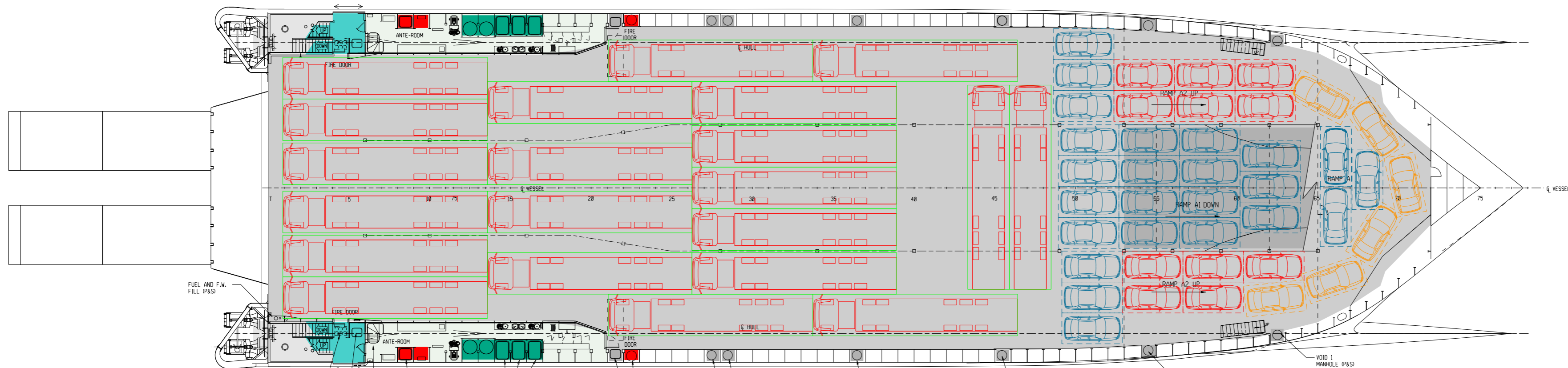
LOWER WHEELHOUSE  
AND CREW ROOM



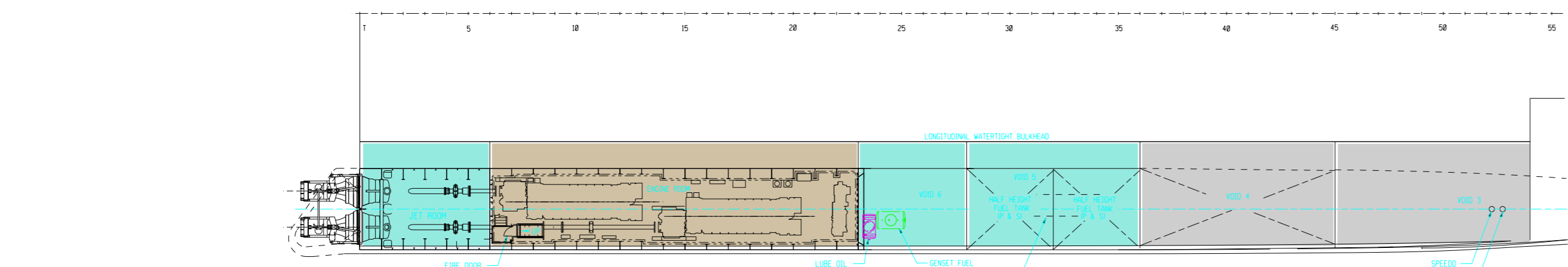
TIER 2 PASSENGER DECK  
924 SEATS



RAMP B & C



TIER 1 AND RAMP A



PLAN BELOW DECKS




Length overall 97.22m  
Length waterline 92.00m  
Beam overall 26.62m  
Draft @ full displ. 3.40m  
Draft @ lightship 2.19m  
Deadweight 707 tonnes

Total car capacity (min) 267 spaces  
@ 4.5m X 2.3m. Approx. 1200 lane metres  
utilising modular mezzanine decks

Total truck capacity approx. 380 lane metres  
plus 90 cars @ 4.5m X 2.3m

Complement 900 persons



98

PROPRIETARY INFORMATION



16 BENDER DRIVE MOONAH TASMANIA 7009 AUSTRALIA  
PHONE/FAX +61 3 6274 1845  
EMAIL revolutiondesign@revolutiondesign.com.au  
INTERNET www.revolutiondesign.com.au

98 M WAVE PIERCING CATAMARAN  
YARD 062  
MARKETING GENERAL ARRANGEMENT

ISSUED TO:	ISSUE DATE:
ISSUED BY:	APPROVED BY:
DRAWN BY: G. STEWART	SCALE: 1:250 (A1)
DATE: 08 JUNE '07	REV. DATE:
DWG. No: 062-09-32-001-MAR	REV.

THIS DRAWING AND THE INFORMATION CONTAINED HEREIN IS THE SOLE PROPERTY OF REVOLUTION DESIGN. IT IS TO BE USED ONLY FOR THE PROJECT AND OR INFRASTRUCTURE WORKS FOR WHICH IT WAS PREPARED. NO PART OF THIS DRAWING OR INFORMATION IS TO BE REPRODUCED OR TRANSMITTED IN ANY FORM OR BY ANY MEANS, WITHOUT PERMISSION IN WRITING.